



TS 100-S

Digital data acquisition system:

For data acquisition and test report generation a pre-installed, ready-to-use software package is used. A network version is also available. The communication in several languages is supported.

System Characteristics:

The system comprises the data base for storing the results and the graphs obtained by testing.

Contains relevant general and technical data, results and graph if pressure values obtained during the test.

The test report which can be printed immediately after test, contains all required data and results, diagrams, data related to certainty of measurement and accuracy of measuring chain/equipment, identification, safety and protections are also provided.



TS 30/TS 30/TM 900

Standard Characteristic parameters for safety relief valves:

- Opening pressure (bar/psi)
- Maximum opening pressure (bar/psi)
- Closing pressure - point (bar/psi)
- Repeatability of results
- Seat leakage after closing
- Set pressure detection by lift and acoustic sensor (option)


For shut-off and control valves:

- Test pressure
- Time
- Temperature
- Seat leakage



TS 30 with digital data system

unigrind GmbH & Co. KG
Frackersberg 16 • D-52224 Stolberg
Phone: +49/2402/98008-0
Fax: +49/2402/72112
Email: info@unigrind.de
Int.: www.unigrind.de



VALVE PRESSURE TEST REPORT

Place of testing: **Stolberg** Certificate No.: **PT0A12-15/001**
Customer: **Pym** Date of testing: **15.04.2015**
Work order: **457435**

VALVE DATA

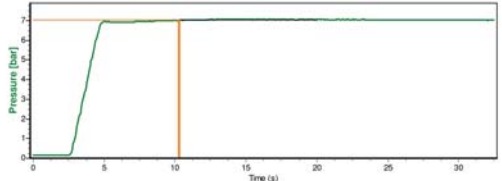
Manufacturer: **Leser** Valve No.: **215765**
Type of valve: **Safety relief valve** TAG No.: **781568**
DN (inlet/outlet): **100 - 125** Location: **Workshop**
PN: **2.5** Medium at application: **H 2 O**

Material:
Seat: **steel** Disc-Cone-Wedge: **Stainless steel** Housing: **cast iron**

TEST DATA AND TEST RESULTS

Type of test:		TEST RESULTS	
Body test		Pressure at START:	7.02 bar
Test pressure:	7.00 bar	Pressure at END:	7.05 bar
Test medium:	2	Pressure diff.:	-0.03 bar
		Time:	9.58 s
Test standard:	EN 12266-1	Temperature at START:	/ °C
		Temperature at END:	/ °C

Graph:




Seat leakage test

Test pressure:	6 bar
Test medium:	Air
Seat leakage:	0 bubb./min
Acceptance criteria:	2 bubb./min
Test standard:	API 527

Remarks:

Tested by: _____ Inspector / witness: _____
NAME: _____ NAME: _____
Signature: _____ Signature: _____

unigrind GmbH & Co. KG
Frackersberg 16 • D-52224 Stolberg
Phone: +49/2402/98008-0
Fax: +49/2402/72112
Email: info@unigrind.de
Int.: www.unigrind.de



SAFETY VALVE TEST REPORT

Place of testing: **Stolberg** Certificate No.: **VT31-15/001**
Customer: **Pym** Date of testing: **15.04.2015**
Work order: **5254321**

VALVE DATA

Manufacturer: **Leser** Valve No.: **58212**
Type of valve: **Safety relief valve** TAG No.: **258485**
DN (inlet/outlet): **100 - 125** Location: **Workshop**
PN: **40**
Orifice diameter do: **100 mm**

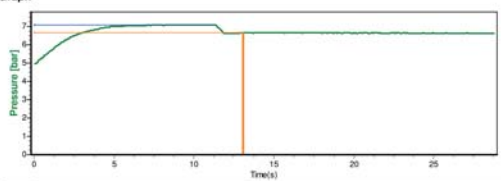
Material:
Seat: **steel** Disc: **Stainless steel** Housing/Body: **cast iron**

Spring data:
Spring No.: **5412132**
Outside diameter Do: **120 mm** Length of loose spring Lo: **100 mm**
Wire diameter dw: **8 mm** Number of windings: **10**

TEST RESULTS

Functional test:		Seat leakage test:	
Expected set pressure:	7.00 bar	Leakage:	10 bubb./min
Opening pressure:	7.09 bar	Test pressure:	6.57 bar
Closing pressure:	6.68 bar	Temp. at START:	/ °C
Maximal pressure:	7.10 bar	Temp. at END:	/ °C
Test medium:	2	Test medium:	Air
Allow. upper limit:	7.21 bar	Acceptance criteria:	20 bubb./min
Allow. lower limit:	6.79 bar	Standard:	API 527
Standard:	EN 4126-1 2004 (o.VV)		

Graph:



Remark:
The valve is not protected with plombe against unauthorized re-setting!

Tested by: _____ Inspector / witness: _____
NAME: _____ NAME: _____
Signature: _____ Signature: _____

TEST RESULTS

Functional test:

Expected set pressure: **7.00 bar**
Opening pressure: **7.09 bar**
 Closing pressure: **6.68 bar**
 Maximal pressure: **7.10 bar**
 Test medium: **2**

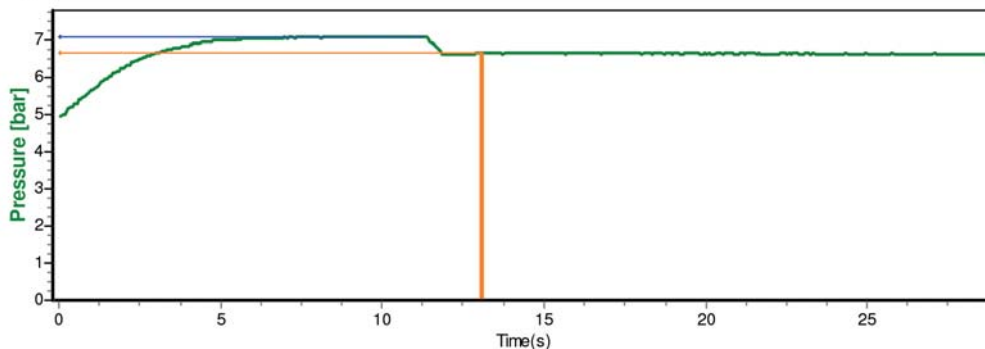
Allow. upper limit: **7.21 bar**
 Allow. lower limit: **6.79 bar**
 Standard: **EN 4126-1 2004 (o.VV)**

Seat leakage test:

Leakage: **10 bubb./min**
Test pressure: **6.57 bar**
 Temp. at START: **/ °C**
 Temp. at END: **/ °C**
 Test medium: **Air**

Acceptance criteria: **20 bubb./min**
 Standard: **API 527**

Graph



Remark:

The valve is not protected with plombe against unauthorized re-setting!